

Home Security Using Biometric Sensor Technology

Ishita Kapoor* and Purushottam Sharma*

ABSTRACT

The accompanying paper tells us about home security utilizing biometrics, in what manner we would be able to utilize biometrics at our place. Further, it briefs about the historical backdrop of biometrics which incorporates two approaches proposed by different researchers which helped us comprehend the creation of biometrics. At that point the working of a biometric security framework is clarified in subtle element which takes after the procedure of catch, process and store or compare. In addition, it demonstrates the spots in our home where the security framework can be embedded and how it can come without hesitation. In the last the uses of the security framework is given in brief.

Keywords: History, Working, Remote Keen Home Framework

I. INTRODUCTION

Biometric fundamentally implies the metric which is identified with human qualities. The verification is utilized as a part of PCs and access control. Presently, discussing its sorts it can be ordered as physiological and behavioral qualities. Physiological qualities identify with the example of the body parts, which incorporates unique mark, palm vein, hand geometry, iris acknowledgment, and retina. Though, behavioral attributes implies qualities identified with a man's conduct. It incorporates writing, musicality, and voice. The figure.1 appeared underneath demonstrates the essential four sorts of biometric qualities: voice acknowledgment, retina check, palm print and unique mark. These four are the fundamental types of biometrics which are being spent in our everyday life for different purposes which chiefly incorporate security.

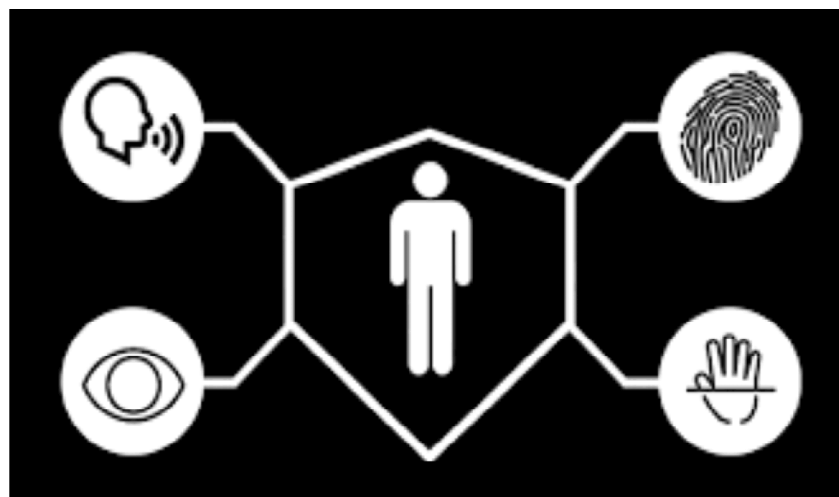


Figure 1

* Amity University, Uttar Pradesh, Noida, India, E-mail: ishita.kapoor11@gmail.com; psharma5@amity.edu

One especially solid region of biometric development is home security. Keys, passwords and key-codes can be lost, stolen or duplicated, debilitating home security. The utilization of biometrics minimizes a home security rupture and expands comfort. Biometric home security starts at the front entryway, with a biometrically worked front entryway lock. Biometric bolts permit the property holder to store many “endorsed” fingerprints, and give access to the home for contractual workers, or time restrict access to the home for maids and baby sitters. Regularly alluded to as a “keyless passage” bolt, the entryway opens when an “endorsed” finger is swiped over a sensor.

There are likewise full home security frameworks that work on biometric innovation. On the off chance that you aren’t prepared to introduce a full biometric home security framework, there are a few biometric innovations that can build the security inside your home. These incorporate biometric safes and firearm cases, the utilization of biometric secure on particular rooms your home, and on particular cupboards.

II. HISTORY OF BIOMETRICS

The expression “biometrics” is gotten from the Greek words “bio” (life) and “measurements” (to quantify). A considerable lot of new mechanized systems, in any case, depend on thoughts that were initially imagined hundreds, even a huge number of years prior. One of the most established and most fundamental case of a trademark that is utilized for acknowledgment by people is the face.

By the mid-1800s, with the fast development of urban areas because of the modern transformation and more beneficial cultivating, there was a formally perceived need to recognize individuals. Affected by the compositions of Jeremy Betham and other Utilitarian scholars, the courts of this period started to systematize ideas of equity that persevere with us right up ‘til the present time. Most outstandingly, equity frameworks tried to treat first time guilty parties all the more indulgently and rehash wrongdoers all the more brutally. This made a requirement for a formal framework that recorded offenses alongside measured personality characteristics of the guilty party. The first of two methodologies was the Bertillon arrangement of measuring different body measurements, which began in France. These estimations were composed on cards that could be sorted by tallness, a safe distance or whatever other parameter. This field was called anthropometries.

The other methodology was the formal utilization of fingerprints by police divisions. The following figure3 shows one of the fingerprints. This procedure developed in South America, Asia, and Europe. By the late 1800s a technique was created to list fingerprints that gave the capacity to recover records as Bertillon’s strategy did however that depended on a more individualized metric-unique finger impression examples and edges. These frameworks, called the Henry System and minor departure from it are still being used for ordering fingerprints.



Figure 2

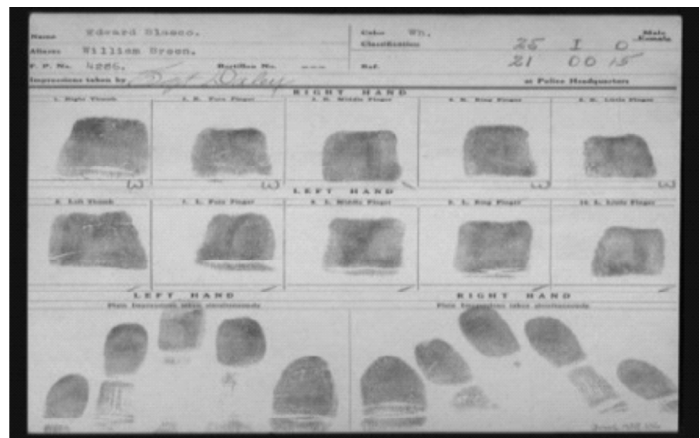


Figure 3

III. WORKING OF A BIOMETRIC SECURITY FRAMEWORK:

People should first enlist their type of character with the framework by method for catching crude biometric to be utilized as a part of the framework. This procedure is called Enrolment and is made out of three unmistakable stages: Capture, Process and Store. Figure 4 shows the complete process.

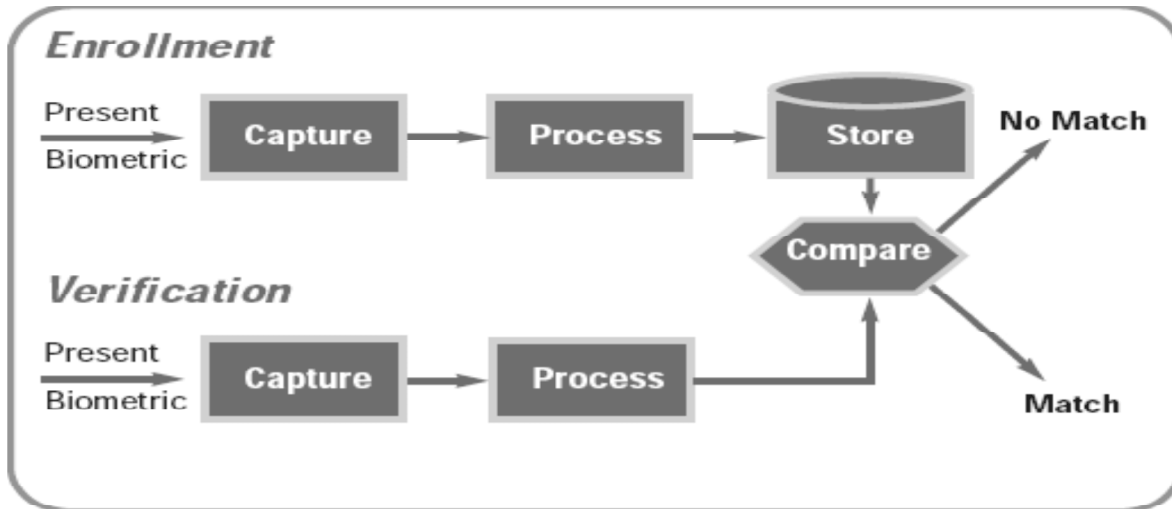


Figure 4

CAPTURE: Crude biometric is caught by the Biometric detecting gadget.

PROCESS: Characteristics that are one of a kind to people and recognize people from each other are removed from the crude Biometric and changed into a biometric “format”.

STORE: The handled layout is put away in a reasonable stockpiling medium, for example, a database on a plate stockpiling gadget or on a versatile gadget, for example, a Smart Card, whereby later correlations can be made effectively.

Further, the data which is being put away can likewise be put away to a central unit which permits the client to get to the data from wherever they need to. When Enrollment is finished, the framework can verify people by method for utilizing the put away layout. Verification is the procedure whereby another biometric test is caught by the person who is verifying with the framework and contrasted with the enlisted (selected) biometric layout. It also follows three steps: Capture, Process and Compare. Catch and Process are seen to take after the same system as amid the enrollment procedure. The most vital stride to be taken after is Comparison. Comparison includes coordinating the caught biometric test against the selected layout that is put away and requires the client to state a particular case of character, for example, a client name/special key. It poses the question “Are you who you are?” The two conceivable results of correlation are: No Match and Match.

No Match happens when the caught biometric test is unique in relation to the enlisted test. And Match happens when the caught test is totally same as the enlisted test.

IV. REMOTE BIOMETRIC KEEN HOME FRAMEWORK

The framework gives five administrations or five subsystems, might be obtained and introduced independently or in various blends, which are the entering framework, the thief double dealing framework, observing and controlling home segments framework, home plants care framework, and Internet access framework.

1. Entering Framework

The home entering will be through this framework the client of the framework will just put his right thumb finger in an uncommon spot on the divider and at that point open the entryway by turning its handle with his right hand palm. This is a simple path for entering, in the same time, it is exceptionally secure. This procedure is accomplished by making the front entryway shut by electronic handle and jolt. The jolt is controlled by a unique finger impression acknowledgment sensor perusing exchanged remotely to a focal control unit (PC or portable workstation) where dwells a Data Base (DB) of lawful fingerprints for home proprietors. The electronic handle additionally controlled by palm vein acknowledgment (see Figure 5). In the event that the focal controller assesses that the two examples coordinate the individual, it sends an “open order” remotely for the electronic jolt then for the electronic handle.



Figure 5

2. Thief double dealing framework

To expand the security and help in keeping the wrongdoing before its event, the framework proposes to delude the thief by reenacting the house being involved and its occupants are conscious while they are out or snoozing. For instance, the focal control unit can be set up with a period plan for opening and shutting the light in various parts of the home and playing a recorded voice for the occupants and different voices recommend that there is a development in the home.

1. Observing and controlling home segments framework: The point of this subsystem is to mechanize and enhance some home exercises and to manage the home tenants and devices wellbeing. The framework mechanizes the home helping, robotizes the opening and shutting of windows, recovers electric types of gear from failing, and spares people from gas spillage and flame.

- **Light Control:** The light switches will be opened and shut electronically notwithstanding the standard strategy. The focal unit will charge some chose lights to open for the individual who goes into the house after he is verified. Additionally, every one of the lights will be turned on or off through the home remote control or by the central controller orders if certain predefined distinctive circumstances happened (this choice can be utilized as a part of the robber double dealing framework). For the most part, the client of the framework can pick the lights he needs to open/close and decides a period plan and/or an occasion from an arrangement of accessible occasions to trigger the predetermined activity; this

arrangement of occasions depends on the reported occasions by the sensors utilized as a part of the framework.

- **Windows Control:** The windows will be turned on or off electronically by the remote control or by the focal control if certain indicated diverse circumstances happen. Likewise, the client of the framework can pick the windows he needs to open/close and decides an occasion from an arrangement of accessible occasions to trigger the predefined activity.
- **Sparing electrical types of gear:** This a player in the proposed observing and controlling home parts sub-framework focuses on the security of the electrical types of gear against various foundations for their breaking down, and the two causes considered in our answer are the sudden return of a cut electrical current and the long opening of the fridge entryway.
 - ✓ Against cut of power and its sudden return issues, a present sensor will identify the cut of power and after that charge the electronic switches at the electrical outlets of all the electrical hardware in the home to separate them from electric current wire until it identifies the arrival of the current and its adjustment, it will order the switches to supply types of gear with the electric current.
 - ✓ Against long opening of the fridge entryway, a light force sensor will be put inside the icebox other than its light, on the off chance that it recognizes that the light is open for a predefined period it runs the kitchen bell and sends a warning message to the remote control.
- **Gas spillage discovery, in the kitchen and in the restroom :**

Smoke locators and gas indicators will be utilized to gauge the required sort of gasses focus, and cautions about that taking after the same conduct of the windows movement sensors, likewise they will help to home ventilation as a brisk countermeasure through running the electric air hood.

2. **Home plants care framework :** Temperature, humidity, and soil moisture sensors can be used to aid in adjusting the suitable conditions for home plants life by displaying the values of these parameters on a single LCD attached to each basin of plants.
3. **Internet access framework:** In the proposed framework, the base station which is a common radio/processor module is joined to PC or portable workstation going about as a server gives convention crossing over between the sensor system and the Internet. The sensor hubs gather data and send it to the base station utilizing their committed conventions; the base station at that point advances this data utilizing USB or serial association with the server which assumes the liability to set it up furthermore, send it to the remote client over the Internet furthermore get summons and inquiries from him to be conveyed to the wireless sensor network through the joined base station. With this framework, the client can screen and control the condition of various things, entryways, windows, lights, and so forth and control them, identify genuine occasions.

V. REMOTE BIOMETRIC KEEN HOME FRAMEWORK SCENARIO

This segment displays an establishment situation for the remote keen biometric framework. The situation depicts the framework segments, and proposes a correspondence worldview for the system. The figure demonstrates a home comprising of a corridor apportioned into an expansive part and a littler part, substantial and little overhangs, kitchen, expansive and little bathrooms, and three shut rooms, the dividers of the house is made straight forward in the figure to demonstrate its substance. The circulation of sensor hubs in the house is clarified in the figure, the shut circles and ovals which contain numbers inside speak to the sensor hubs. The numbers in the squares, circles, and ovals speak to the framework parts, as appeared in table.

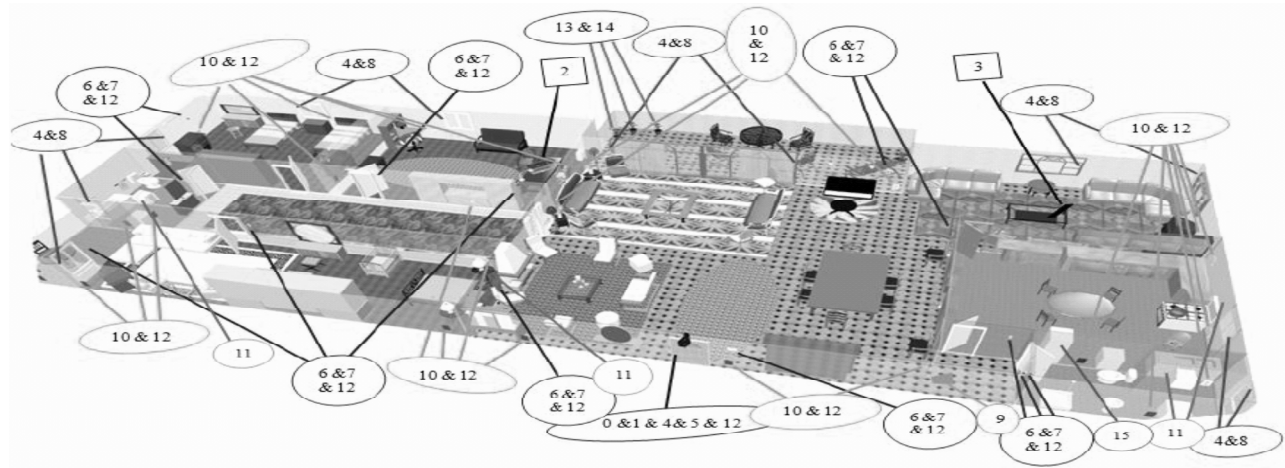


Figure 6

<i>Component</i>	<i>Representative Number</i>
Palm vein and fingerprint stamp reader	0
Electronic knob and bolt	1
Central control unit	2
Mobile remote control unit	3
Motion sensor	4
Front door alarm buzzer	5
Home part alarm buzzer	6
Electronic light switch	7
Electronic door/ window opener/ closer	8
Current sensor	9
Electronic switches at an electrical outlet	10
Smoke detector and gas detector	11
3 axis accelerometer	12
Temperature , humidity and soil moisture sensor	13
LCD Display	14
Light intensity sensor	15

We can derive that the proposed situation requires, 23 hub contain a 3-pivot accelerometer and an electronic switch for electrical outlet, 11 hub contain a movement sensor and an electronic entryway/window opener/nearer, 13 hub contain a 3-hub accelerometer, an electronic light switch, and alert signal, 4 hubs contain a smoke finder and a gas identifier, 3 hubs contain temperature, mugginess, and soil dampness sensors associated with LCD show, one hub contains light force sensor, one hub contains current sensor. Additionally, one unique hub peruses palm vein and unique finger impression stamps, opens a handle and a jolt electronically, and contains a movement sensor, a 3-pivot accelerometer, and a front entryway alert bell is required. The focal control unit utilized is the base station associated with a portable workstation furthermore there is a versatile remote control unit utilized as a part of the situation.

VI. APPLICATIONS

- ✓ A man applies a biometric framework in his home and permits the entrance control to all the family members, so all the member's unique code is stored in the central unit which allows all the members to access the biometric system without any problem.

- ✓ In an office where there are n number of workers and the timings for each of the representative entering and leaving the workplace is to be noted down. So a biometric framework would permit the timings for each of the worker to be noted down i.e. when they would enter or leaving the workplace. Furthermore, if any representative neglects to reach on time their name would be enrolled down and toward the end of the month would be given to the administrator.
- ✓ In a stockroom where there are a lot of specialists working together. A biometric framework could be built up at such a spot which would maintain the security arrangement of the working environment and permit just the laborers at the spot. No outsiders would be permitted to enter the spot. This framework could be exceptionally advantageous at such a spot in light of the fact that regardless if the supervisor neglects to achieve the spot, there would be no outcast at his place just the specialists would be allowed to enter the spot.
- ✓ In the above expressed cases, if the same numbers of individuals need to enter the spot then why might they enter the information over and over? We can have a central control unit at one spot which would store the information of the three spots at one spot and when required the information could be possessed from that solitary place as opposed to three better places. This would be extremely perfect and a great deal more gainful.
- ✓ Another case could be considered as; an organization has a central principle office and three branch workplaces in the same city. The central unit is arranged in the fundamental central office and the three branch workplaces are associated with each other and to the primary office and have the biometric frameworks introduced at every spot. On the off chance that a man enters the primary office which has the principle control unit and after that goes to any of the branch office, his entrance won't be denied in the workplace. As the fundamental control unit as of now has that individual's information. So also, if a man goes to the branch office first and after that to the focal principle office, comparative result would be taken after i.e. he would be permitted at the focal primary office without entering the information once more.

VII. CONCLUSION

From the above paper we come to understand that how biometrics can be used as a piece of our home security system close by its history and working. Besides, proposed a splendid home structure too which briefs about how it can be implanted in our homes. Further, applications are introduced which briefs us about how the security system can be used in another and propelled way which spares the information all the more effectively.

REFERENCES

- [1] P. E. Rovsing, P. G. Larsen, T. S. Toftegaard, and D. Lux, "A Reality Check on Home Automation Technologies," *Journal of Green Engineering*, River Publishers, 2011, pp. 303–327.
- [2] S. Misra, I. Woungang, S.C. Misra, *Guide to wireless sensor networks*, London: Springer-Verlag; 2009.
- [3] Z. Shelby and C. Bormann, "6LoWPAN: The wireless embedded Internet", D. Hutchison, S. Fdida, and J. Sventek (ed.), UK: John Wiley & Sons, Ltd, 2009.
- [4] A.K. Jain, R. Bolle, and S. Pankanti, eds., *Biometrics: Personal Identification in a Networked Society*, Kluwer Academic Publishers, 1999.
- [5] R. Baburajan, "Home Automation Grows with the Evolution of Mobile Devices", *Asia-Pacific Business and Technology Report*, [Online]. Available: <http://www.biztechreport.com/story/1730-home-automation-grows-evolution-mobile-devices>
- [6] Gerhart and James, *Home automation and wiring*, New York :McGraw Hill, 1999, pp. xiii.
- [7] Smart Homes, "The history of Smart Homes," [Online]. Available: <http://www.smart-homes.nl/Smart-Homes/Geschiedenis.aspx?lang=en-US>.
- [8] The history of biometrics. <http://www.biometricupdate.com/201501/history-of-biometrics>