



## Discriminative Learning Based Algorithm for Blur and Illumination Robust Face Recognition

<sup>1</sup>Sudhan. M. B. and <sup>2</sup>Dharun V. S.

<sup>1</sup> Research Scholar, Department of Computer Science Engineering, Noorul Islam University, Kumaracoil, Tamilnadu, India  
E-mail: sudhan\_mb@yahoo.com

<sup>2</sup> Principal, Immanuel Arasar JJ college of Engineering, Marthandam, Tamilnadu, India, E-mail: dharunvs@yahoo.com

**Abstract: Objectives:** In the area of image processing, face recognition is main scheme to concentrate more about security issues and identifying the respective person. Numerous schemes are evolved to provide better solution to these issues but the complexity presented into the schemes is in the case of multi face recognition criteria. **Methods/ Analysis:** A new model is proposed with the hands of three main processes such as (i) Set of all Blurred Images (ii) Blur Kernel Identification and (iii) Blur Removal. One input image is provided to the system for processing and in the comparison folder 20 or more sample images are taken, the input image is multiplied with the convolution operator called  $I * H(r, c)$ . **Findings:** For Blur coefficients, we use Gaussian Kernel algorithm, which produces the estimation of blur content, once it completes we count the blur pixels, after that the analyzed value, should be removed [1][2]. Next we need to identify the outlier and misalignment. We need to calculate weight for misalignment using Local Binary Pattern Algorithm. **Novelty/Improvement:** First we divide the input image into number of block and keep the center block pixel as same, and check for the remaining pixels like if it contains blur or not, if it contains blurred pixels, then replace it with binary value 0. For all the entire system prove its efficiency to analyze the face estimation scheme [3] more perfectly compare to the existing results and the final scenario of these kind of implementation clearly explains the nature of image processing and explain its efficiency more perfectly.

**Keywords:** Face Recognition, Illumination, Kernel, Blurred Images, Biometric Scheme.

### 1. INTRODUCTION

Face gratitude have be a powerfully investigated meadow of PC hallucination for the precedent combine of approaches. Although important paces have been complete in undertaking the difficulty in forbidden fields [because in appreciation of identification snaps], important confronts lingers in resolving it in the unimpeded provinces [1][2][3][4].

Solitary such situation occurs at the same time as be familiar with faces obtained from far-away web cameras or a regular camera [5]. The major issues that create this a demanding difficulty are image squaloring owing to blur and noise as well as differences in exterior due to lighting and pretense. In this organization, we purposely take in hand the difficulty of distinguishing faces crossways blur and enlightenment [6].

$$\Sigma = (1/M). \sum_{i=1}^M X_i X_i^T \tag{1}$$

## 2. MATERIALS AND METHODS

### (A) Direct Recognition of Blurred Faces [DRBF]

Our primary appraisal of the difficulty replica for vague impression. After that, we demonstrate that the position of the entire pictures attained by blurring a known picture is bowed as well as in conclusion in attendance our technique is familiar with indistinct face sequences.

$$\epsilon(X) = \| X - \sum_{i=1}^k (\alpha_i^T X) \cdot \infty_i \tag{2}$$

#### 2.1.1. Model of Blurred Convolution Vector

The weighted average ratio of the blurred pixels of the image is nothing but a pixel of blur image ratio, which is the environs pixel ratio in the innovative pointed picture. Therefore, vague impression is a representation of complication procedure flanked by the innovative picture as well as a vague impression sieve is most important fraction in which it stands for the heaviness [7][8]. Allow I is the innovative representation and H be the haze most important part of dimension  $[2k + 1] \times [2k + 1]$ , after that the indistinct picture I<sub>b</sub> be agreed through

$$I_b(r, c) = I * H(r, c) = \sum_{k_i = -k}^k \sum_{k_j = -k}^k H(i, j) I(r - i, c - j) \tag{3}$$

Where “\*” symbolizes the complication operative as well as r, c are the line and feature index of the picture. Vague impressions are most important part also gratify the subsequent possessions their co-efficient are positive, that is  $H \geq 0$ , in addition to totting up to 1 [that is  $\sum_{k_i = -k}^k \sum_{k_j = -k}^k H(i, j) = 1$ ]. The vague impression essential part might acquire supplementary arrangement dependent with the category of vague impression [like circular symmetry for out of focus blurs], as well as these arrangements could be browbeaten throughout appreciation [6].

An understandable move toward to be familiar with blurred faces will getting to be deblurred the picture initially as well as distinguish it by means of conventional face appreciation procedures. On the other hand, this advance engrosses resolving the demanding difficulty of sightless image Deconvolution. We keep away from this needless footstep as well as suggest a straight advance for face appreciation. We demonstrate that the deposit of cumulative imagery getting hold by blurring a agreed picture appearances a rounded position as well as additional particularly, we demonstrate so as to this bunch is the rounded hull of transferred descriptions of the innovative picture [14].

Thus with every colonnade picture we be able to correlate a matching rounded position. Supported on this set theoretic categorization, we proposition a blur robust face gratitude algorithm. In the essential description of the resulting methodology, we work out the coldness of an agreed investigate picture [which we desire to be familiar with] from every of the curved collections, and allocate it the individuality of the neighboring colonnade picture. The detachment multiplication footsteps are invented as rounded convolution difficulties in excess of the breathing space of haze essential part and all of us are do not take for granted some attribute oriented otherwise sequential structure for the blur kernels. On the other hand, stipulation in sequence is obtainable; this be able to be with no trouble included into our methodology, resultant in enhanced appreciation presentation. Additional, we construct our technique vigorous to unwanted layers as well as diminutive pixel mismatching arrangements by reinstates the Euclidean detachment by prejudiced L1 standard aloofness and evaluate the imagery in the LBP [Local Binary Pattern] liberty [3][14][15].

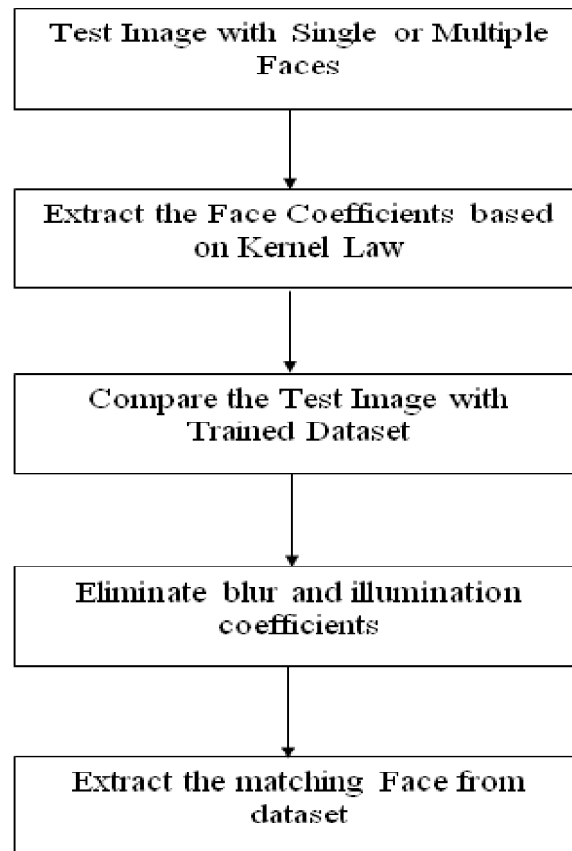
It has been exposed that all the imagery of a Lambertian rounded entity, beneath all probable enlightenment situations, be positioned on a short measurements [just about nine measurements) linear associate liberty. Although countenances are not precisely rounded or Lambertian, they are to be able intimately estimated by single.

Consequently every countenance can be typified by a near to the ground measurements associate liberty and this description has been second-hand for scheming enlightenment vigorous countenance acknowledgment techniques. Supported happening this enlightenment representation, we demonstrate that the collection of all pictures of a face beneath all haze and clarification differences is a bi-curved place. If we fasten the haze most important part then the collective of pictures get hold of by unreliable the enlightenment situations appearances a curved put as well as stipulation we fasten the lighting situation after that the position of every one indistinct pictures be too bowed [5][16].

Initially on this position descriptive explanation, we recommend a haze as well as enlightenment vigorous countenance appreciation technique. The essential description of our methodology calculates the detachment of a known investigate representation as of every of the bi curved place as well as allocates it the individuality of the neighboring colonnade picture. The remoteness calculations footsteps can be prepared as “Quadratic-ally Constrained Quadratic Programs [QCQP]”, in that we resolve by compensating generalization in excess of the blur kernels as well as the enlightenment co-efficient. Comparable to the haze merely container, we create our technique vigorous to outliers as well as minute pixel mis-arrangements by reinstating the Euclidean model by the subjective L1 standard detachment and evaluate the picture in the LBP breathing space [8][19].

To abridge, the major technological involvements of this organization be as follows:

- (i) We demonstrate so as to the put of the entire pictures getting to be hold by hazing a known picture appearances a shaped situate. Additional purposely, we illustrate that this put is the bowed portion of budgeted accounts of the unique picture.



**Figure 1: System Design**

- (ii) According to this set theoretic description, we proposition a haze forceful face acknowledgment technique, in which it keeps away from resolving the demanding as well as superfluous difficulty of sightless picture de-convolution.
- (iii) Stipulation contains supplementary data on the category of haze touching the investigate picture, we can with no trouble integrate this information into our methodology, resulting in improved recognition performance and speed.
- (iv) We demonstrate so as to the place of all pictures of a face beneath all haze as well as clarification dissimilarities appearances a bi-bowed position. Supported on this categorization, we recommend a haze and explanation vigorous face gratitude methodology.

The above figure clearly illustrated the complete process and working of this system that is the initial stage of works begins with the input feeding procedure such as providing the test image with single or multiple faces.

The input contains full of RGB color coefficients, we extract the structure and coefficients along with respective features such as structure, color [RGB], shape, texture and so on. Once the features are extracted the data of the image is refined by means of rows and columns, each image contains lots of blocks and sub-blocks, which is mentioned by means of pixel values. Once the Pixels are analyzed the details will be compared to the train dataset which is created already [9][10]. The resultant of the previous step will be blur free and illumination free coefficient constraints. The exact matching of images will be the resultant of the final face recognition process [11].

### ***2.1.2. Pseudo code for Low Dimension Linear Model***

**Algorithm:** Low Dimension Linear Model

The rationale of this respective algorithm is to recommend advanced techniques for arithmetical supposition of low dimensional constraints with high dimensional information. We create a center of attention on assembling self-assurance intermissions for personality co-efficient as well as linear amalgamations of more than a few of the respective individuals in a linear deterioration representation, even though our thoughts are appropriate in a great deal extensive background [12]. The hypothetical consequences obtainable at this time make available enough circumstances for the asymptotic ordinariness of the planned manipulations by the side of with a dependable manipulator for their restricted structured co-variance attributes. These adequate circumstances consent to the numeral of variables to distant go beyond the example dimension [12][13]. The replication consequences obtainable at this time make obvious the correctness of the reporting likelihood of the planned self-assurance periods, powerfully at the bottom of the hypothetical consequences.

Steps:

**Step-1:** Start Pattern Indexing

**Step-2:** Create Sample Structures

**Step-3:** Set Maximum Threshold Value

**Step-4:** Convert the pixels from Decimal to Binary Format

**Step-5:** Performing Circular Shift Operation

**Step-6:** Summation of the Binary Values after indexing

**Step-7:** Perform Circular Left Rotation operation

**Step-8:** Check if the resultant value Is greater than 1 or not

**Step-9:** Perform X-OR Operation to check the intensity values.

**Step-10:** If comparisons are true then assign the index value as maximum, otherwise minimum.

**Step-11:** Map the resulting values to dataset.


### **2.1.3. Analysis Implementation**

The experimental result of the implemented analysis is described below step-by-step. The following figure shows that the input image which contains blurred coefficients as well.



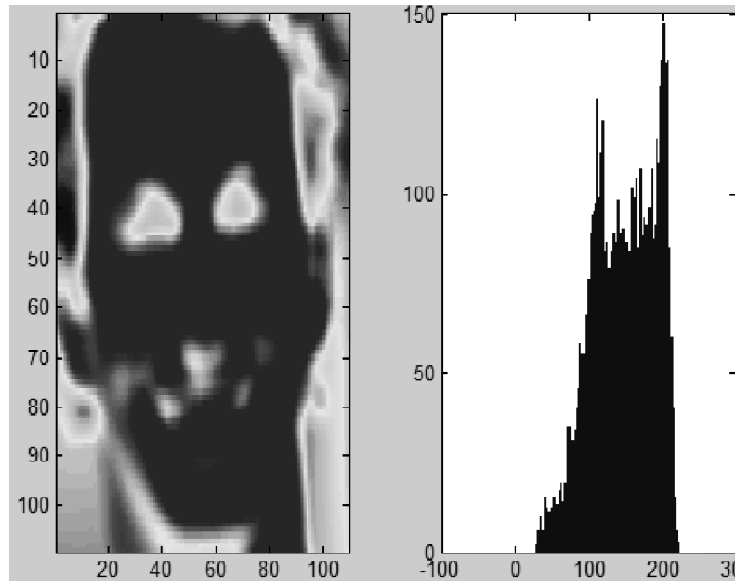
**Figure 2: Input Image with Blurred Pixels**

The following figure illustrates the face content detection method, which extracts the features presented in the input image, before that it process from illumination into non-illumination of the input image, the coefficients of the image like nose, mouth and eyes oriented features are extracted and forms a output like the following.



**Figure 3: Detected Face with Count**

The following figure illustrates the color mapping ratio and the corresponding histogram for the processed content of the input image.



**Figure 4: Color Mapping and Image Histogram Estimation**

The following figure illustrates the equivalent face retrieval process from the dataset, which is 100% equivalent to the input face image.



**Figure 5: Equivalent Image Estimation and Extraction**

### **(B) DRBF Resulting Scenario**

For a given pixel feature block, B, the corresponding computed coefficients are described below:

$$H(u, v) = (1/N(u, v)) \cdot \theta_{B_i}^2 \cdot \sum_{i=1}^{N_B} [\text{sgn}(B_i) \cdot S(B_i)] \quad (5)$$

where  $N[u; v]$  is the amount of non-zero pixels in the reason picture  $[u; v]$ . Normally only somewhat number of Haar segments are considered, say the rest 16 16 [256]; highlights more significant than this will be at a higher DPI than the photo and accordingly are dreary. Some level of illumination invariance can be proficient precisely

by ignoring the response of the first DBRF highlight,  $H[0; 0]$ , which is corresponding to the mean and would be zero for all light cured pieces. Besides, by separating the DBRF response by the change, which can be efficiently, enrolled using an additional squared principal picture,

$$I_p^2(U, v) = \sum_{x=1}^u \sum_{y=1}^v P(x, y)^2 \tag{6}$$

so that the variance of an  $n \times n$  block is

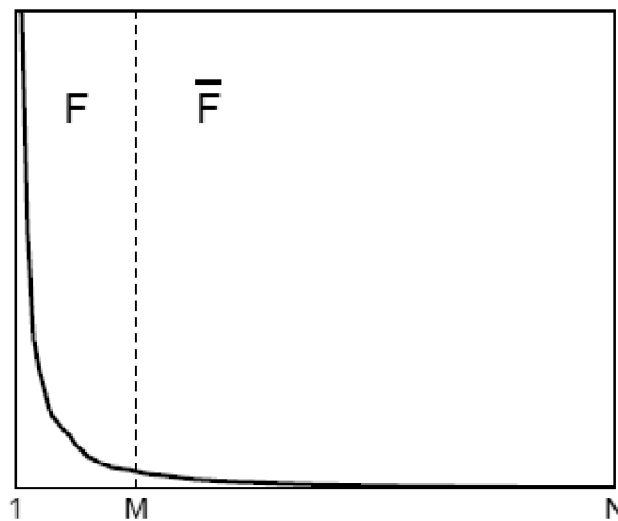
$$\dots 2B(u, v) = \sqrt{((I_p^2(u, v)/n^2) - (I_p(u, v) \cdot I_p(u, v)/n^3))} \tag{7}$$

The pointer is set up on two or three thousand little pictures (19x19) of positive and negative delineations. The DBRF database contains the required course of action of representations [6]. Once set it up can be associated with an area of energy (of the same size as used in the midst of get ready) of a data picture to pick if the locale is a face. To chase down a face in a photo the interest window can be moved and resized and the classifier associated with every zone in the photo at each ached for scale. Frequently this would be moderate, however as the discoverer uses DBRF-like parts it ought to be conceivable quickly. A crucial picture is used, allowing the DBRF-like parts to be viably resized to optional sizes and quickly differentiated and the range of interest. This allows the locator to continue running at a significant speed (-10fps) and is adequately exact that it can be, as it were, ignored, except for relying upon its yield.

### 3. RESULTS AND DISCUSSION

In this section the resulting of the entire system is proved by means of comparative analysis of the previous algorithms and for each face picture was foreseen (in the wake of subtracting the mean face) into the main subspace; the coefficients of the Low Dimension linear Model (LDLM) expansion were found the center estimation of for each subject, realizing a lone  $k$ -dimensional representation of that subject. Exactly when a test picture was expected into the subspace, Euclidean divisions between its coefficients vector and those addressing each subject were handled.

Dependent upon the detachment to the subject for which this partition would be minimized, and the LDLM proliferation bungle (1), the photo was classified as having a spot with one of the unmistakable subjects, as another face, or as non-face. The last shows the twofold usage of subspace frameworks for disclosure: when the nearness of a thing class [e.g. appearances] is shown by a subspace, the division from this subspace can serve to orchestrate an article as a section or non-individual from the class.



**Figure 6: Decomposition of Facial Features (F) against Mean (M) Value**

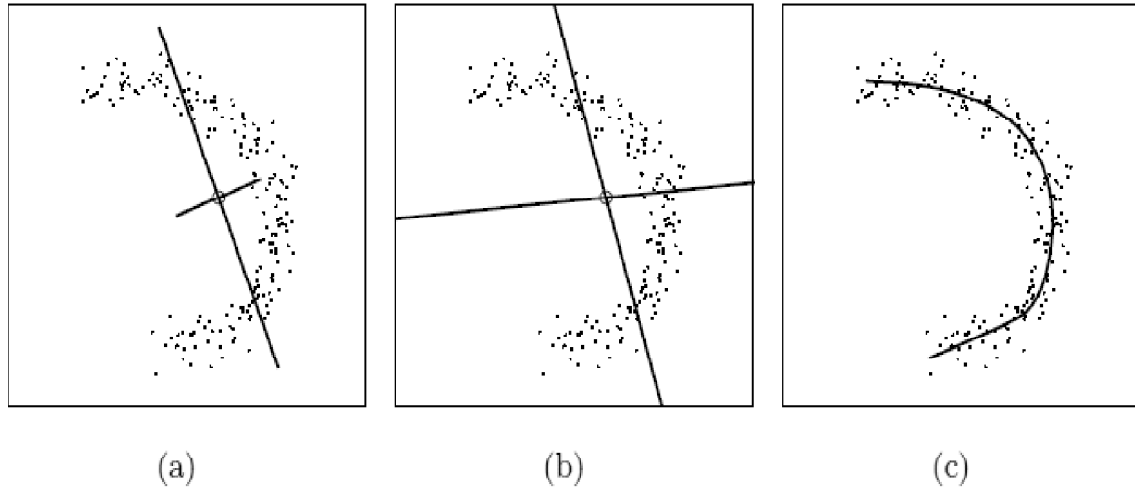


Figure 7: (a) LDLM basis [linear, ordered and orthogonal] (b) DBRF basis [linear, unordered and non-orthogonal], (c) Principal Curve [parameterized nonlinear manifold]. The circle shows the data mean

Table 1  
Recognition accuracies [in %] with k = 20 subspace projections using 5-fold Cross Validation

Partition	DBRF	LDLM	Time	Accuracy
1	78.00	82.91	83.65	90%
2	68.00	65.00	33.65	92%
3	87.00	47.80	87.65	93%
4	52.00	92.64	65.65	91%
5	90.01	81.99	71.65	98%
Mean	77.31	80.30	87.34	94.83 %
Std. Dev.	2.21	7.66	3.39	1.96

Table 2  
Comparison of various techniques across multiple attributes (k = 20).

	DBRF	LDLM	Result Ratio
Accuracy	77%	81%	79.35%
Complexity	65%	76%	69%
Uniqueness	48%	82%	70%
Projection	84%	65.8%	72%

#### 4. CONCLUSION

Aggravated by the difficulty of inaccessible face appreciation, we encompass tackled the difficulty be familiar with indistinct and inadequately illumine faces. We encompass uncovered that the position of all representations get hold of by vague impression a agreed demonstration is a rounded position agreed by the rounded position of changed descriptions of the picture. Supported on this position descriptive categorization, we planned a vague impression vigorous face appreciation algorithm DRBF. In this technique we can with no trouble include preceding acquaintance on the category of haze as restrictions.

By means of the near to the ground dimensional linear sub-space representation for enlightenment, we afterward illustrated that the position of all pictures acquired from a agreed picture by hazing and altering its



enlightenment circumstances is a bi-bowed bunch of a gain, stands on this set theoretic classification, we projected a haze as well as enlightenment strong technique IRBF.

## 5. ACKNOWLEDGEMENT

We also established the effectiveness of our methodologies in undertakes the difficulty of countenance gratitude in unrestrained surroundings. Our technique is supported on a generative replica go behind by adjacent fellow categorization flanked by the inquiry representation as well as the colonnade space, which creates it hard to balance it to real-life datasets with numerous amount of pictures. Therefore we consider that picture is integrating with a discriminative acquaintance supported move towards similar to SVM into this manipulation would be a extremely hopeful bearing for potential effort.

## REFERENCES

- [1] W. Zhao, R. Chellappa, P. J. Phillips, and A. Rosenfeld, "Face recognition: A literature survey," *ACM Comput. Surv.*, vol. 35, no. 4, pp. 399–458, Dec. 2003.
- [2] J. Ni and R. Chellappa, "Evaluation of state-of-the-art algorithms for remote face recognition," in *Proc. IEEE 17th Int. Conf., Image Process.*, Sep. 2010, pp. 1581–1584.
- [3] M. Nishiyama, A. Hadid, H. Takeshima, J. Shotton, T. Kozakaya, and O. Yamaguchi, "Facial deblur inference using subspace analysis for recognition of blurred faces," *IEEE Trans. Pattern Anal. Mach. Intell.*, vol. 33, no. 4, pp. 838–845, Apr. 2011.
- [4] D. Kundur and D. Hatzinakos, "Blind image deconvolution revisited."
- [5] A. Levin, Y. Weiss, F. Durand, and W. T. Freeman, "Understanding blind deconvolution algorithms," *IEEE Trans. Pattern Anal. Mach. Intell.*, vol. 33, no. 12, pp. 2354–2367, Apr. 2011.
- [6] T. Ojala, M. Pietikäinen, and T. Mäenpää, "Multiresolution gray-scale and rotation invariant texture classification with local binary patterns," *IEEE Trans. Pattern Anal. Mach. Intell.*, vol. 24, no. 7, pp. 971–987, Jul. 2002.
- [7] R. Basri and D. W. Jacobs, "Lambertian reflectance and linear subspaces," *IEEE Trans. Pattern Anal. Mach. Intell.*, vol. 25, no. 2, pp. 218–233, Feb. 2003.
- [8] R. Ramamoorthi and P. Hanrahan, "A signal-processing framework for reflection," *ACM Trans. Graph.*, vol. 23, no. 4, pp. 1004–1042, 2004.
- [9] K.-C. Lee, J. Ho, and D. J. Kriegman, "Acquiring linear subspaces for face recognition under variable lighting," *IEEE Trans. Pattern Anal. Mach. Intell.*, vol. 27, no. 5, pp. 684–698, May 2005.
- [10] H. Hu and G. De Haan, "Adaptive image restoration based on local robust blur estimation," in *Proc. Int. Conf. Adv. Concep. Intell. Vis. Syst.*, 2007, pp. 461–472.
- [11] W. H. Richardson, "Bayesian-based iterative method of image restoration," *J. Opt. Soc. Amer.*, vol. 62, no. 1, pp. 55–59, Jan. 1972.
- [12] A. Levin, "Blind motion deblurring using image statistics," in *Proc. Adv. Neural Inform. Process. Syst. Conf.*, 2006, pp. 841–848.
- [13] R. Fergus, B. Singh, A. Hertzmann, S. T. Roweis, and W. T. Freeman, "Removing camera shake from a single photograph," in *Proc. ACM SIGGRAPH Conf.*, 2006, pp. 787–794.
- [14] T. Ahonen, E. Rahtu, V. Ojansivu, and J. Heikkilä, "Recognition of blurred faces using local phase quantization," in *Proc. 19th Int. Conf. Pattern Recognit.*, Dec. 2008, pp. 1–4.
- [15] R. Gopalan, S. Taheri, P. K. Turaga, and R. Chellappa, "A blur-robust descriptor with applications to face recognition," *IEEE Trans. Pattern Anal. Mach. Intell.*, vol. 34, no. 6, pp. 1220–1226, Jun. 2012.