

International Journal of Control Theory and Applications

ISSN : 0974-5572

© International Science Press

Volume 10 • Number 32 • 2017

Effect of Thermal Radiation and Chemical Reaction on Three Dimensional MHD Fluid Flow in Porous Medium – A Numerical Study

K. Sumathi^a, T. Arunachalam^b and R. Kavitha^c

^aDepartment of Mathematics, P.S.G.R Krishnammal College for Women, Coimbatore - 641 004, India. Email: sumathiarun_math@yahoo.co.in

^bDepartment of Mathematics, Kumaraguru College of Technology, Coimbatore - 641049, India. Email: tarun_chalam@yahoo.com

^cDepartment of Mathematics, P.S.G.R. Krishnammal College for Women, Coimbatore - 641004, India. Email: kavibalki13@gmail.com

Abstract: In this paper, the influence of thermal radiation and chemical reaction on steady three-dimensional free-convective laminar flow of an incompressible viscous and electrically conducting fluid along with heat and mass transfer over a porous plate in the presence of magnetic field is investigated numerically using shooting method. The velocity, temperature and concentration distributions are calculated for different governing parameters. The effect of various non-dimensional parameters like magnetic parameter (M), Schmidt Number (Sc), Soret Number (Sr), Thermal radiation (N) and Chemical reaction (β) are investigated with the help of graphs. The effect of dimensionless parameters like magnetic field, radiation parameter and chemical reaction parameter on skin-friction, rate of heat and mass transfer are discussed in detail to understand the physical aspects of the solutions. It is inferred from the table that increase in magnetic parameter tends to reduce skin-friction and increase the rate of heat and mass transfer. Increase in radiation parameter enhances the rate of heat transfer and decrease mass flux. Increase in chemical reaction decreases rate of mass transfer.

Keywords: MHD, Heat and Mass Transfer, Porous Medium, Thermal Radiation, Chemical Reaction.

1. INTRODUCTION

The study of radiation effect on magnetic flow plays a vital role in many industries such as Nuclear power plants, Aircrafts, Gas turbines, space vehicles, etc., The radiation effect is quite significant at high operating temperature. Many engineering processes occur at high temperature and knowledge of radiation heat transfer becomes very important. Effect of chemical reaction also occurs in many branches of science and engineering. Chemical processes have numerous industrial applications such as manufacturing of glassware, food processing, filtration and purification process in chemical engineering, etc., In particular, the study of chemical reaction with heat radiation is of considerable importance in chemical and hydrometallurgical industries.

Cortell [2] studied the flow of viscous fluid over a nonlinearly stretching surface in the presence of viscous dissipation and radiation effects. Hossain and Takhar [4] studied radiation effects on mixed convection along an isothermal vertical plate. The effect of thermal radiation on free convective flow past a moving vertical plate

was discussed by Raptis and Perdakis [11]. The thermal radiation effects on flow past an impulsively started infinite vertical plate in the presence of magnetic field was studied by Muthucumaraswamy and Janakiraman [8]. Pop *et. al.* [9] analyzed the radiation effects on the flow near the stagnation point of a stretching sheet. Effect of thermal radiation on heat and mass transfer flow near the stagnation point towards a stretching sheet in porous medium was carried out by Salem *et. al.* [13]. Steady two-dimensional magnetic flow of a viscous incompressible electrically conducting fluid in the presence of radiation effect was studied by Phool Singh *et. al.* [10].

Bhattacharyya *et. al.* [5] studied the effect of chemical reaction on boundary layer stagnation -point of an electrically conducting fluid in the presence of magnetic field using quasilinearization technique. Three dimensional free convective flow with heat and mass transfer through a porous medium in the presence of magnetic field and chemical reaction using perturbation method was studied by Pravat Kumar Rath *et. al.* [8]. Sarma and Mahanta [14] studied the effect of chemical reaction on three-dimensional mass transfer flow in the presence of magnetic field using perturbation technique.

Ahmed [1] analyzed the two-dimensional non-linear heat and mass transfer of an incompressible, viscous, electrically conducting fluid in the presence of magnetic field, chemical reaction of first order and thermal radiation effects. The effect of thermal radiation and chemical reaction on two-dimensional magnetic field with heat and mass transfer was discussed by Kartikeyan *et. al.* [6]. The effect of radiation and chemical reaction on a two-dimensional steady magnetic field with mixed convective flow of heat and mass transfer was studied by Singh [12]. Steady three-dimensional flow for an incompressible, viscous fluid past a stretching sheet using the homotopy perturbation method was studied by Donald Ariel [3].

The above mentioned studies have ignored the effect of magnetic field and porosity on three-dimensional steady flow. This gap motivates us to take up the present work wherein we study the effect of magnetic field on three-dimensional steady flow along with heat and mass transfer over a porous plate embedded in a porous medium. In order to examine the accuracy of our result, the effect of stretching ratio on velocities $f'(\eta)$, $g'(\eta)$ are calculated and plotted. The results obtained are validated for vanishing chemical reaction, thermal radiation, magnetic field and porosity parameter which were found to be in good agreement with the results obtained by Donald Ariel [3]. In the present work, temperature and mass concentration are also taken into an account.

2. MATHEMATICAL MODEL

We consider a steady three dimensional laminar flow of an incompressible viscous electrically conducting fluid induced by the stretching of the flat surface in two lateral directions in an otherwise quiescent fluid. At the same time, the wall temperature is raised from T_∞ to T_w ($T_w > T_\infty$) and the concentration is raised from C_∞ to C_w ($C_w > C_\infty$). The magnetic field is applied in the z -direction. We can neglect the effect of the induced magnetic field in comparison to the applied magnetic field. The electrical current flowing in the fluid gives rise to an induced magnetic field if the fluid were an electrical insulator, but here we have taken the fluid to be electrically conducting.

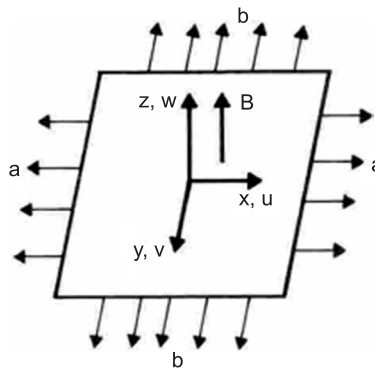


Figure I: Physical model and coordinate system

Under these assumptions, the governing equations for the continuity, momentum and energy can be written as follows:

$$\frac{\partial u}{\partial x} + \frac{\partial v}{\partial y} + \frac{\partial w}{\partial z} = 0 \quad (1)$$

$$u \frac{\partial u}{\partial x} + v \frac{\partial u}{\partial y} + w \frac{\partial u}{\partial z} = \gamma \frac{\partial^2 u}{\partial z^2} - \frac{\sigma B_0^2}{\rho} u - \frac{\gamma}{k} u \quad (2)$$

$$u \frac{\partial v}{\partial x} + v \frac{\partial v}{\partial y} + w \frac{\partial v}{\partial z} = \gamma \frac{\partial^2 v}{\partial z^2} - \frac{\sigma B_0^2}{\rho} v - \frac{\gamma}{k} v \quad (3)$$

$$u \frac{\partial T}{\partial x} + v \frac{\partial T}{\partial y} + w \frac{\partial T}{\partial z} = \frac{\kappa}{\rho C_p} \frac{\partial^2 T}{\partial z^2} + \frac{16\sigma T_\infty^3}{3\rho C_p k_1} \left(\frac{\partial^2 T}{\partial z^2} \right) \quad (4)$$

$$u \frac{\partial C}{\partial x} + v \frac{\partial C}{\partial y} + w \frac{\partial C}{\partial z} = D_M \frac{\partial^2 C}{\partial z^2} + D_T \frac{\partial^2 T}{\partial z^2} - k_0(C - C_\infty) \quad (5)$$

where, T, C, μ, σ and $Y = (\mu/\rho)$ represent respectively the temperature, mass concentration, coefficient of viscosity, electrical conductivity and the kinematic viscosity of the fluid. The constant parameters in the system: k, C_p, κ, D_M and D_T represent respectively the permeability of porous material, specific heat at constant pressure, thermal conductivity of the fluid, molecular diffusivity and thermal diffusivity.

The appropriate boundary conditions are given by,

$$u = u_w(x) = ax, v = v_w(y) = by, w = 0, T = T_w(x), C = C_w(x) \text{ at } z = 0 \quad (6)$$

$$u \rightarrow 0, v \rightarrow 0, w \rightarrow 0, T \rightarrow T_\infty, C \rightarrow C_\infty \text{ as } z \rightarrow \infty, \quad (7)$$

3. SOLUTION OF THE PROBLEM

We use similarity technique to solve the system of equations (1)-(5) along with the boundary conditions (6) and (7). The similarity transformations are,

$$\eta = \sqrt{\frac{a}{\gamma}} z, u = axf'(\eta), v = byg'(\eta),$$

$$w = -\sqrt{a\gamma} [f(\eta) + cg(\eta)], \theta(\eta) = \frac{T - T_\infty}{T_w - T_\infty}, \phi(\eta) = \frac{C - C_\infty}{C_w - C_\infty} \quad (8)$$

where, $c = b/a$ is the stretching ratio of the velocities in y and x - directions, and prime denote differentiation with respect to η . Making use of (6) and (7), equation of continuity is identically satisfied and introducing the above transformations in equations (2)-(5) along with boundary conditions (6) and (7), we obtain the system of ordinary differential equations,

$$f''' + (f + cg)f'' - f'^2 - (M + k^*)f' = 0, \quad (9)$$

$$g''' + (f + cg)g'' - cg'^2 - (M + k^*)g' = 0, \quad (10)$$

$$\left(1 + \frac{4}{3} N\right) \theta'' + (Prf + Prcg)\theta' = 0, \quad (11)$$

$$\phi'' + (Scf + Sccg) \phi' + ScSr\theta'' - Sc\beta\phi = 0. \quad (12)$$

The transformed boundary conditions are given as,

$$f(\eta) = 0, f'(\eta) = 1, g(\eta) = 0, g'(\eta) = c, \theta(\eta) = 1, \phi(\eta) = 1 \text{ at } \eta = 0; \tag{13}$$

$$f'(\eta) \rightarrow 0, g'(\eta) \rightarrow 0, \theta(\eta) \rightarrow 0, \phi(\eta) \rightarrow 0 \text{ as } \eta \rightarrow \infty \tag{14}$$

where, $M = \frac{\sigma B_0^2}{\rho \nu}$ is the magnetic parameter, $Pr = \frac{\mu C_p}{\kappa}$ is the Prandtl number, $Sc = \frac{\nu}{D_m}$ is the Schmidt number,

$Sr = \frac{(T_w - T_\infty) D_T}{(C_w - C_\infty) \nu}$ is the Soret number, $K^* = \frac{\nu}{ka}$ is the permeability of porous medium, $Re_x = \frac{ax^2}{\nu}$ is the

Reynolds number, $N = \frac{4\sigma T_\infty^3}{kk_1}$ is the radiation parameter and $\beta = \frac{k_0}{a}$ is the reaction rate parameter.

The nonlinear coupled ordinary differential equations (9)-(12) subject to boundary conditions (13)-(14) are reduced to a system of first order ordinary differential equations as follows,

$$f' = w, w' = v, g' = a, a' = A, \theta = y, \theta' = z, \phi = b, \phi' = e \tag{15}$$

$$v' = -(x + ci)v + w^2 + (M + k^*)w \tag{16}$$

$$A' = -(x + ci)A + ca^2 + (M + k^*)a \tag{16}$$

$$z' = -\frac{1}{\left(1 + \frac{4}{3}N\right)} (Prx + Prci)z, \tag{17}$$

$$e' = -(Scx + Scci)e + \left(\frac{1}{\left(1 + \frac{4}{3}N\right)}\right) (ScSrPrx + ScSrPrCi)z + Sc\beta b \tag{18}$$

and boundary conditions become,

$$x(0) = 0, w(0) = 1, i(0) = 0, a(0) = 1, y(0) = 1, b(0) = 1 \text{ at } \eta = 0 \tag{19}$$

$$w(\eta) \rightarrow 0, a(\eta) \rightarrow 0, y(\eta) \rightarrow 0, b(\eta) \rightarrow 0 \text{ as } \eta \rightarrow \infty \tag{20}$$

We have solved the equations (15)-(18) with boundary conditions (19) and (20) using shooting method.

The major physical quantities - the skin-friction coefficient C_f , the local Nusselt number Nu_x , and the local Sherwood number Sh_x are defined respectively as follows,

Expressions for skin-friction coefficient C_f on the surface along x and y directions, which are denoted by C_{fx} and C_{fy} , respectively are as follows:

$$C_{fx} = \frac{\tau_{wx}}{\rho u_w^2}, C_{fy} = \frac{\tau_{wy}}{\rho u_w^2}$$

where, τ_{wx} and τ_{wy} are the shear stress along x and y directions respectively.

$$\text{Local Nusselt Number: } Nu_x = \frac{xq_w}{k(T_w - T_\infty)}$$

$$\text{Local Sherwood Number: } Sh_x = \frac{xq_m}{D(C_w - C_\infty)}$$

where, q_w is the heat flux, q_m is the mass flux at the surface respectively.

$$\tau_{wx} = \mu \left(\frac{\partial u}{\partial z} \right)_{z=0}, \tau_{wy} = \mu \left(\frac{\partial v}{\partial z} \right)_{z=0}, q_w = -k \left(\frac{\partial T}{\partial z} \right)_{z=0}, q_m = -D \left(\frac{\partial C}{\partial z} \right)_{z=0}$$

Applying the non-dimensional transformations (8) we obtain,

$$\begin{aligned} f''(0) &= C_{fx}(\text{Re}_x)^{1/2} \\ cg''(0) &= \left(\frac{x}{y} \right) C_{fy}(\text{Re}_x)^{1/2} \\ -\theta'(0) &= \text{Nu}_x(\text{Re}_x)^{-1/2} \\ -\phi'(0) &= x\text{Sh}_x(\text{Re}_x)^{-1/2} \end{aligned}$$

where, $\text{Re}_x = \frac{xu_x(x)}{\nu}$ is a local Reynolds number based on the stretching velocity $u_x(x)$.

4. RESULTS AND DISCUSSION

In order to get the physical insight of the problem we have studied the velocity profiles $f'(\eta)$, $g'(\eta)$, temperature profile $\theta(\eta)$ and concentration profile $\phi(\eta)$ against various parameters such as magnetic field M , stretching ratio c , Schmidt number Sc , Soret number Sr , porosity parameter k^* , thermal radiation N and chemical reaction β . The effect of various flow parameters on velocity field, skin-friction, Nusselt number and Sherwood number are calculated numerically and discussed with the help of graphs.

To check the validity of the expressions derived in the previous section we have shown the effect of stretching ratio on velocities through Figures 1 and 2 for vanishing chemical reaction, thermal radiation, magnetic field and porosity parameter. It can be seen from the figures the increase in stretching ratio decreases main flow velocity $f'(\eta)$ and increases the cross flow velocity $g'(\eta)$. These results are in agreement with Donald Ariel [3].

Figures 3-6 represent the effect of magnetic parameter M on velocity profiles $f'(\eta)$, $g'(\eta)$, temperature profile $\theta(\eta)$ and concentration profile $\phi(\eta)$. It is observed that the increase in magnetic parameter M causes decrease in velocity profiles $f'(\eta)$, $g'(\eta)$ and increase in temperature $\theta(\eta)$ and concentration $\phi(\eta)$ profiles. It is evident that an increase in the magnetic parameter retards the flow and enhances the temperature and concentration profiles. It is due to the fact that the increasing magnetic field parameter improves the opposite force to the flow of direction which is called Lorentz force. From this we observe that the Lorentz force slows down the motion of electrically conducting fluid.

Figures 7-10 represent the effect of stretching ratio parameter c on velocity profiles $f'(\eta)$, $g'(\eta)$, temperature profile $\theta(\eta)$ and concentration profile $\phi(\eta)$. It is clear that an increase in stretching ratio decreases main flow velocity $f'(\eta)$, temperature $\theta(\eta)$ and concentration $\phi(\eta)$ profiles and increases cross flow velocity profile $g'(\eta)$.

Figures 11 and 12 exhibit the effect of Schmidt number Sc and Soret number Sr on concentration profiles. These two figures illustrate the increase in Schmidt number Sc and Soret number Sr causes the decrease and increase in concentration profiles respectively.

Figures 13 and 14 exhibit the effect of porosity parameter k^* on velocity profiles $f'(\eta)$ and $g'(\eta)$. It is evident from these figures that an increase in porosity parameter k^* decreases main and crossflow velocities $f'(\eta)$ and $g'(\eta)$.

Figure 15 shows the effect of radiation parameter N on temperature profile $\theta(\eta)$. It is observed that increase in the radiation parameter enhances the temperature profile. This is because of heat release from the energy of the flow due to a rise in the radiation parameter.

Figure 16 shows the effect of chemical reaction parameter β on concentration profile $\phi(\eta)$. It is clear that increase in the chemical reaction parameter decreases the concentration profile.

Table 1 illustrates the variation in skin-friction coefficient, local Nusselt number and local Sherwood number for different values of non-dimensional parameters such as magnetic parameter M , stretching ratio c , radiation parameter N , chemical reaction parameter β . It shows that magnetic parameter M has a tendency to reduce the skin-friction factor and increase the rate of heat and mass transfer. Radiation parameter enhances the rate of heat transfer and decreases the rate of mass transfer slightly. Due to increase in chemical reaction parameter, rate of mass transfer decreases. It is clear that stretching ratio reduces skin-friction and rate of heat transfer, and increases the rate of mass transfer.

Table 1
Variation in $f''(0)$, $-\theta'(0)$, $\phi'(0)$ and $q''(0)$ for fluid at different non-dimensional parameters

M	N	β	c	$f''(0)$	$\theta'(0)$	$\phi'(0)$	$g''(0)$
0	0.5	0.5	0.5	-1.1355	-1.55821	-0.413	-0.46125
1	0.5	0.5	0.5	-1.51025	-1.47558	-0.405	-0.67591
2	0.5	0.5	0.5	-1.81106	-1.41756	-0.39988	-0.83968
3	0.5	0.5	0.5	-2.06866	-1.35756	-0.39799	-0.97695
1	0.5	0.5	0.5	-1.51025	-1.47558	-0.405	-0.67591
1	1	0.5	0.5	-1.51025	-1.19821	-0.425	-0.67591
1	1.5	0.5	0.5	-1.51025	-1.01982	-0.443	-0.67591
1	2	0.5	0.5	-1.51025	-0.89821	-0.4535	-0.67591
1	0.5	0	0.5	-1.51025	-1.47558	-0.23395	-0.67591
1	0.5	0.5	0.5	-1.51025	-1.47558	-0.405	-0.67591
1	0.5	1	0.5	-1.51025	-1.47558	-0.54093	-0.67591
1	0.5	1.5	0.5	-1.51025	-1.47558	-0.65595	-0.67591
1	0.5	0.5	0.3	-1.49313	-1.86134	-0.1883	-0.38677
1	0.5	0.5	0.5	-1.51025	-1.99892	-0.18798	-0.67591
1	0.5	0.5	0.7	-1.53593	-2.18613	-0.18758	-1.00798
1	0.5	0.5	0.9	-1.56876	-2.41861	-0.18718	-1.39428

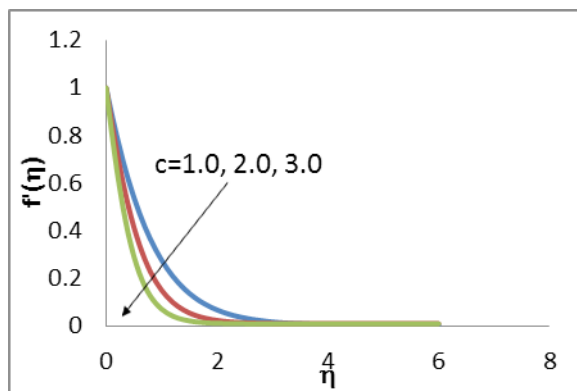


Figure 1: Effect of stretching ratio on main flow velocity $f(\eta)$. When $N = \beta = M = k^* = 0$

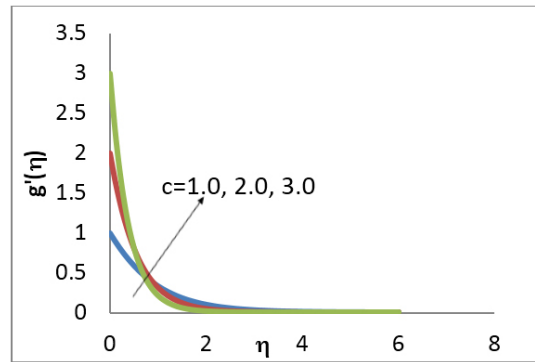


Figure 2: Effect of stretching ratio on cross flow velocity $g'(\eta)$. When $N = \beta = M = k^* = 0$

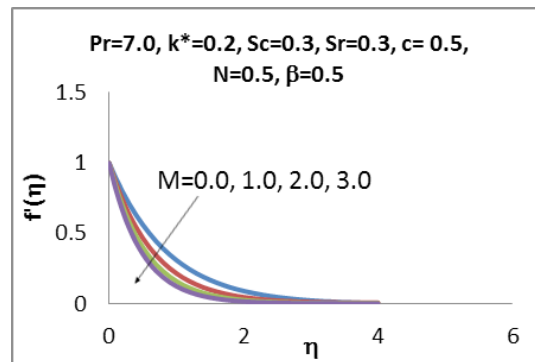


Figure 3: Effect of magnetic parameter M on main flow velocity $f'(\eta)$

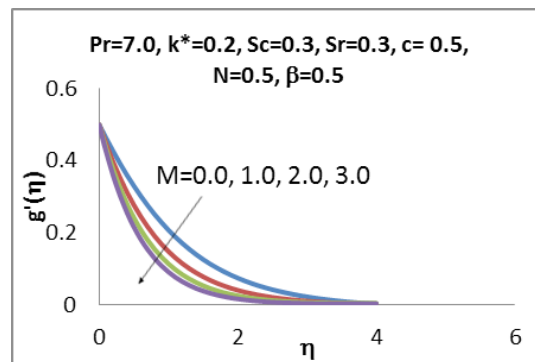


Figure 4: Effect of magnetic parameter M on cross flow velocity $g'(\eta)$

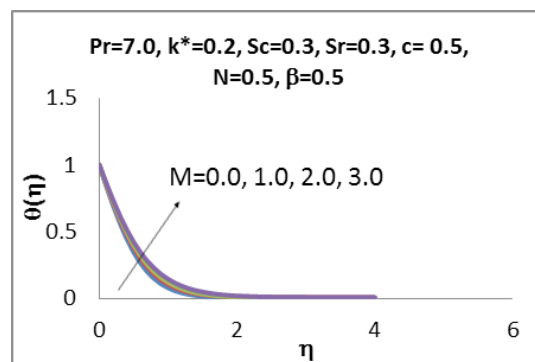


Figure 5: Effect of magnetic parameter M on temperature $\theta(\eta)$

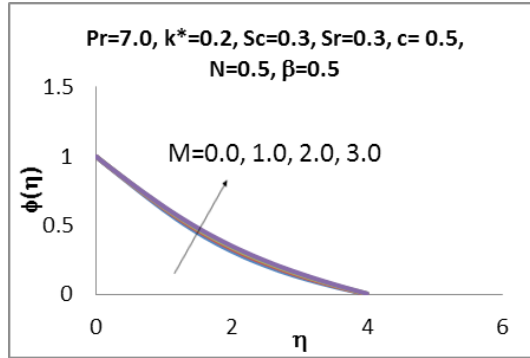


Figure 6: Effect of magnetic parameter M on concentration $\phi(\eta)$

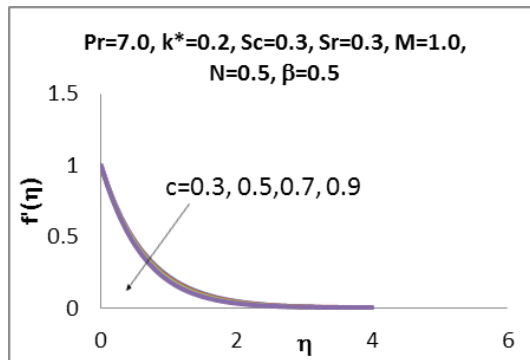


Figure 7: Effect of stretching ratio c on main flow velocity $f'(\eta)$

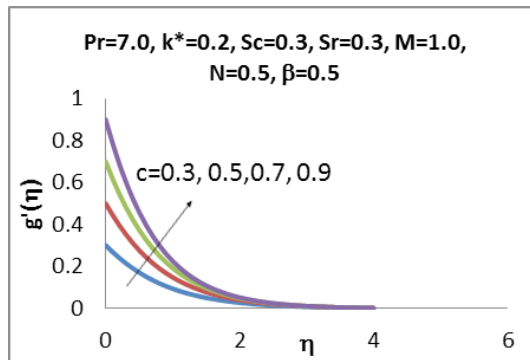


Figure 8: Effect of stretching ratio c on cross flow velocity $g'(\eta)$

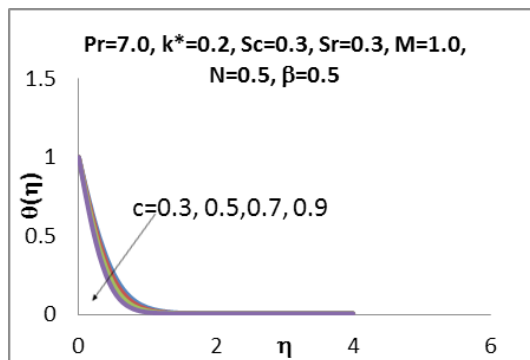


Figure 9: Effect of stretching ratio c on temperature $\theta(\eta)$

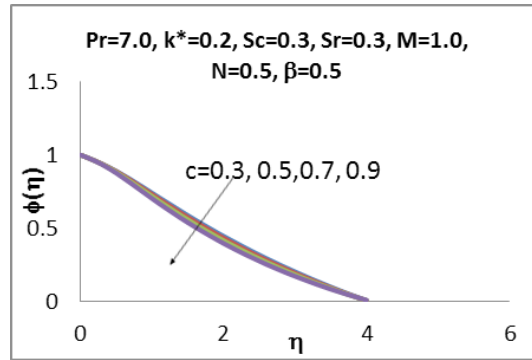


Figure 10: Effect of stretching ratio c on concentration $\phi(\eta)$

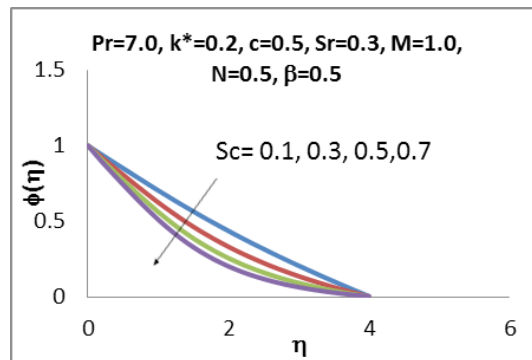


Figure 11: Effect of Sc on concentration $\phi(\eta)$

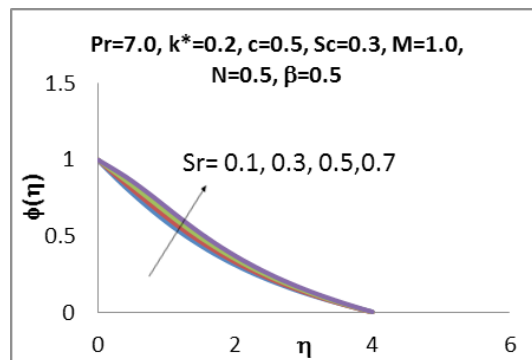


Figure 12: Effect of Sr on concentration $\phi(\eta)$

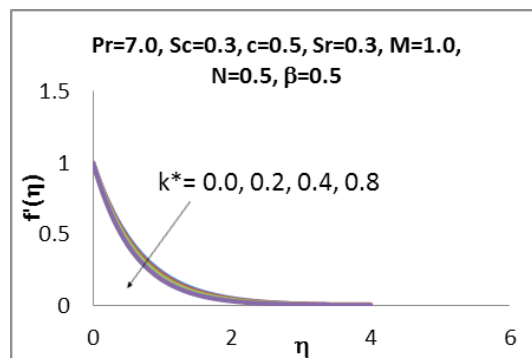


Figure 13: Effect of porosity k^* on main flow velocity $f'(\eta)$

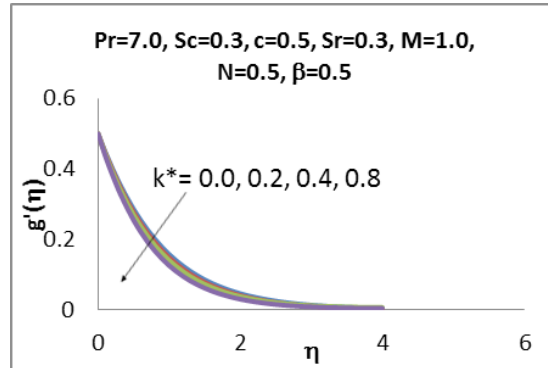


Figure 14: Effect of porosity k^* on cross flow velocity $g'(\eta)$

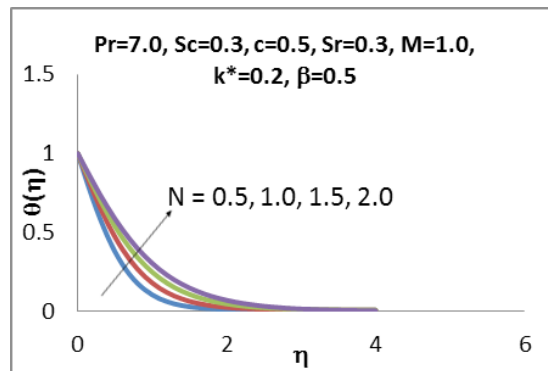


Figure 15: Effect of radiation parameter N on temperature $\theta(\eta)$

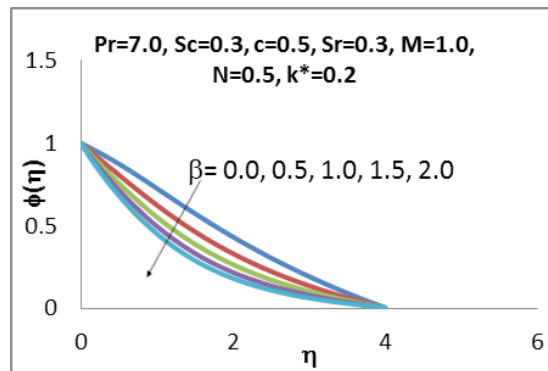


Figure 16: Effect of chemical parameter β on concentration $\phi(\eta)$

5. CONCLUSION

The influence of thermal radiation and chemical reaction on steady three-dimensional free-convective incompressible viscous electrically conducting fluid flow with heat and mass transfer over a porous flat plate in the presence of magnetic field embedded in porous medium is investigated. The non-linear boundary layer equations together with the boundary conditions are reduced to a system of non-linear ordinary differential equations by using similarity transformations. The system of non-linear ordinary differential equations is solved by shooting procedure using fourth order Runge-Kutta Method.

From the present study, we conclude that an increase in radiation parameter N causes an increase in temperature $\theta(\eta)$ profile, and an increase in chemical parameter β causes decrease in concentration $\phi(\eta)$ profile.

Skin-friction coefficient, local Nusselt number and local Sherwood number are discussed for different values of non-dimensional parameters.

In this study the following conclusions are set out:

- Magnetic parameter reduces skin-friction and increase the rate of heat and mass transfer.
- Radiation parameter enhances the rate of heat transfer and decrease rate of mass transfer.
- Increase in chemical reaction parameter decreases the rate of mass transfer.
- Increase in stretching ratio reduces skin-friction and rate of heat transfer.
- Due to increase in stretching ratio rate of mass transfer increases.

REFERENCES

- [1] Ahmed S and Kalita K, “Analytical and Numerical Study for MHD Radiating Flow over an Infinite Vertical Surface Bounded by a Porous Medium in Presence of Chemical Reaction”, *Journal of Applied Fluid Mechanics*, **6**, 597-607, 2013.
- [2] Cortell R, “Effects of Viscous Dissipation and Radiation on the Thermal Boundary Layer over a Nonlinearly Stretching Sheet”, *PhysLett A*, **372**, 631–636, 2008.
- [3] Donald Ariel P, “The three-dimensional flow past a stretching sheet and the homotopy perturbation method”, *Computers and Mathematics with Applications*, **54**, 920–925, 2007.
- [4] Hossain, M. A. and Takhar H.S, “Radiation Effect on Mixed Convection Along a Vertical Plate with Uniform Surface Temperature”, *Heat and mass transfer*, **31**, 243-248, 1996.
- [5] Krishnendu Bhattacharyya, GolamArifM.D and Wazed Ali Pramanik, “MHD Boundary Layer Stagnation-Point Flow and Mass Transfer over a Permeable Shrinking Sheet with Suction/Blowing and Chemical Reaction”, *Acta Technica*, **57**, 1–15, 2012.
- [6] Karthikeyan S, Bhuvanewari M, Sivasankaran S and Rajan S, “Soret and Dufour Effects on MHD Mixed Convection Heat and Mass Transfer of a Stagnation Point Flow towards a Vertical Plate in a Porous Medium with Chemical Reaction, Radiation and Heat Generation”, *Journal of Applied Fluid Mechanics*, **9**, 1447-1455, 2016.
- [7] Muthucumaraswamy R and Janakiraman B, “MHD and radiation effects on moving isothermal vertical plate with variable mass diffusion”, *Theoret. Appl. Mech.*, **33**,1, 17-29, 2006.
- [8] Pravat Kumar Rath, Dash G.C and Ajit Kumar Patra, “Three Dimensional MHD Free Convective Flow with Heat and Mass Transfer Through a Porous Medium with Periodic Permeability and Chemical Reaction”, *Proceedings of the National Academy of Sciences, India Section A: Physical Sciences*, **83**, 105–114, 2013.
- [9] Pop S.R, Grosan T and PopI, “Radiation effects on the flow near the stagnation point of a stretching sheet”, *Tech. Mech*, **25**, 100–106, 2004.
- [10] Phool Singh, Nagender Singh Tomer, Sandeep Kumar and Deepa Sinha, “Effect of Radiation and Porosity Parameter on Magneto hydrodynamics Flow Due to Stretching Sheet in Porous Media”, *Thermal Science*, **15**, 517-526, 2011.
- [11] Raptis A and Perdikis C, “Radiation and Free Convection Flow Past a Moving Plate”, *Int. Journal of Applied Mechanics and Engineering*, **4**, 817-821, 1999.
- [12] Singh K.D, “Hydromagnetic Forced Convective Oscillatory Slip Flow Through Porous Medium in a Vertical Channel with Thermal Radiation”, *Proc. Indian Natn. Sci. Acad*, **77**, 1, 19-30, 2011.
- [13] Salem A.M and Fathy R, “Effects of Variable Properties on MHD Heat and Mass Transfer Flow Near Stagnation Towards a Stretching Sheet in a Porous Medium with Thermal Radiation”, *Chin. Phys. B*, **21**, 054701, 2012.
- [14] Sarma D and Mahanta P.K, “Chemical Reaction Effects on a Three Dimensional MHD Mass Transfer Flow past a Vertical Plate”, *IOSR Journal of Mathematics*, **11**, 01-13, 2015.

